



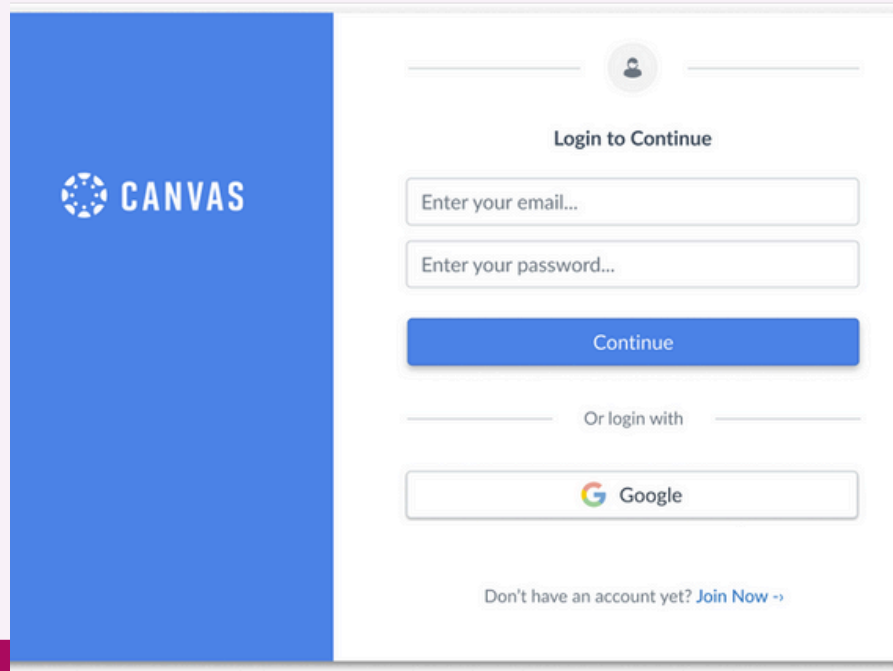
aktiv

How to activate your Aktiv student account through the campus Canvas website

Step 1

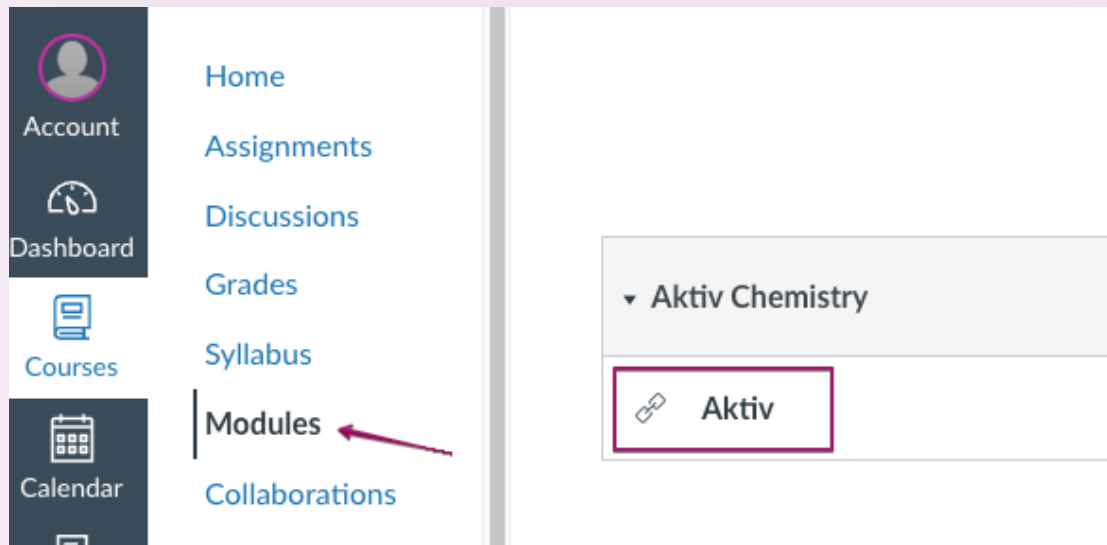
On a Computer or Laptop:

Use “**Chrome**” or “**Firefox**” to visit your Chemistry course page on the campus Canvas website

A screenshot of the Canvas LMS login page. On the left is a solid blue vertical bar with the Canvas logo (a circular icon of dots) and the word 'CANVAS' in white. On the right is a white login form. At the top of the form is a user profile icon placeholder. Below it is the text 'Login to Continue'. There are two input fields: 'Enter your email...' and 'Enter your password...'. Below these is a blue 'Continue' button. Underneath the button is the text 'Or login with' and a Google login button featuring the Google 'G' logo and the word 'Google'. At the bottom of the form is a link: 'Don't have an account yet? [Join Now ->](#)'.

Step 2

Under Modules, click on the
“Aktiv Chemistry” link to open
Aktiv in a new tab



Step 3

When prompted, enter your school email

If you already have an account, you will be asked to enter your password on the next screen

Enter Your School Email

We will check to see if you have an account associated with this email. If no account exists, we will help you create one.

School Email

Continue with School Email

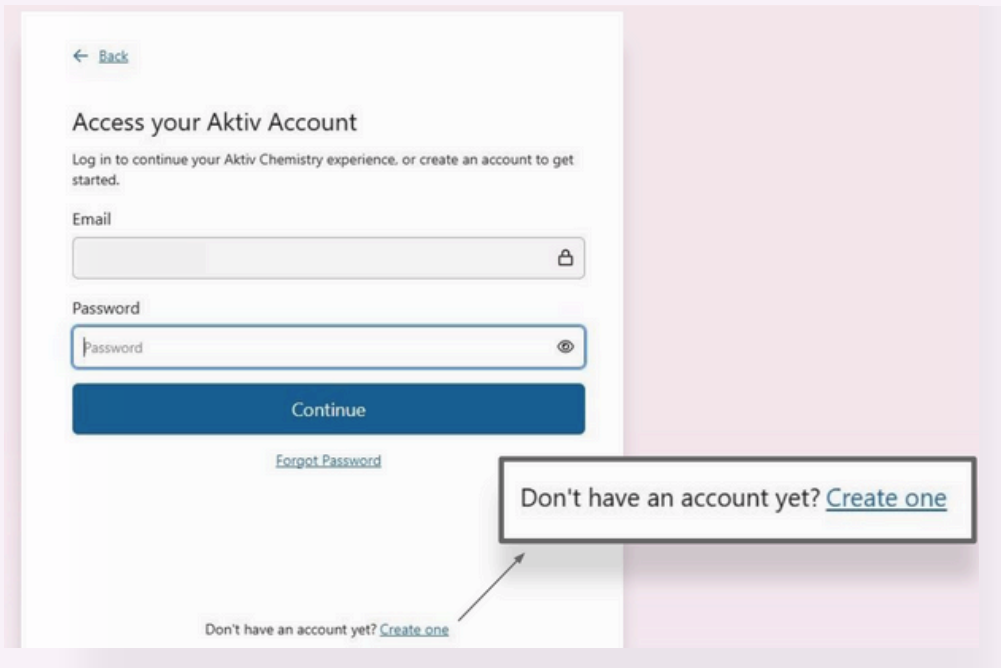
[I don't have a school email](#)

Step 4

If you are **new user** and don't yet have an Aktiv account, click "Create One" from the link at the bottom of the screen

Returning users:

Enter your password to continue to your course list, then skip to **Step 7**



The screenshot shows the 'Access your Aktiv Account' login page. At the top left is a '← Back' link. The title is 'Access your Aktiv Account', followed by the instruction: 'Log in to continue your Aktiv Chemistry experience, or create an account to get started.' Below this are two input fields: 'Email' and 'Password'. The 'Email' field has a lock icon on the right. The 'Password' field has a password icon (an eye) on the right. Below the password field is a blue 'Continue' button. Under the button is a 'Forgot Password' link. At the bottom of the page is the text 'Don't have an account yet? [Create one](#)'. A callout box with a black border and white background points to this link. The callout box contains the text: 'Don't have an account yet? [Create one](#)'.

Step 5

Create a Student
Account by filling out
the Sign Up form

[← Back To Login](#)

There's no account associated with that email

Don't worry! We will help you setup a new account. **It is better to use your school email if you have one.**

Password

Confirm Password

I'm a

☐ Instructor

☐ Student

Teaching

☐ High school

☐ College

School Name

First Name

Last Name

☐ I confirm that I have read and agree to the [User Agreement](#) and [Privacy Policy](#).

Step 6

Verify your account
e-mail by clicking on
the link request

Please verify your
email

Please check the inbox of
 to
verify the account

CONTINUE

Step 7

Click “Launch Aktiv” to enter your course.

Welcome back!

Name:

Email:

Your Courses

Click on a course name to enter

[New Aktiv Course](#)

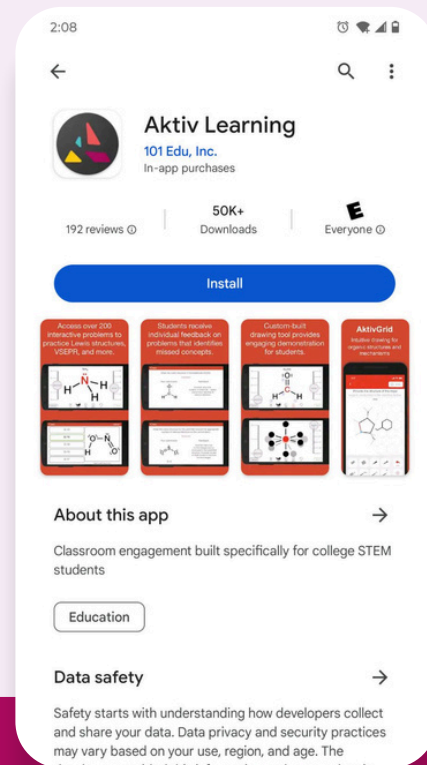
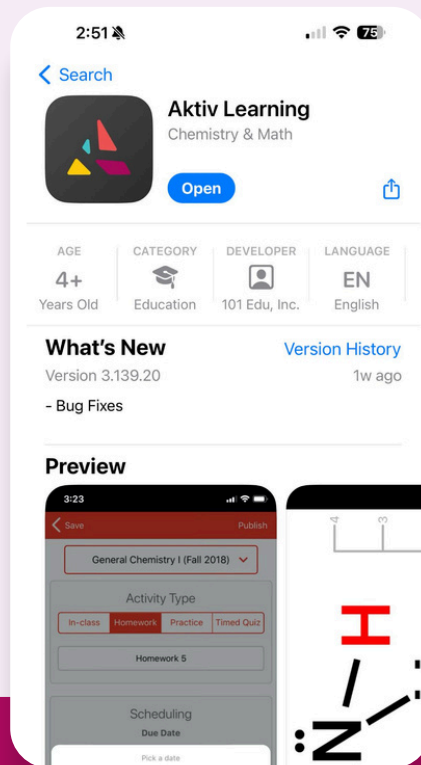
Term: Spring 2025

Launch Aktiv

Join Course

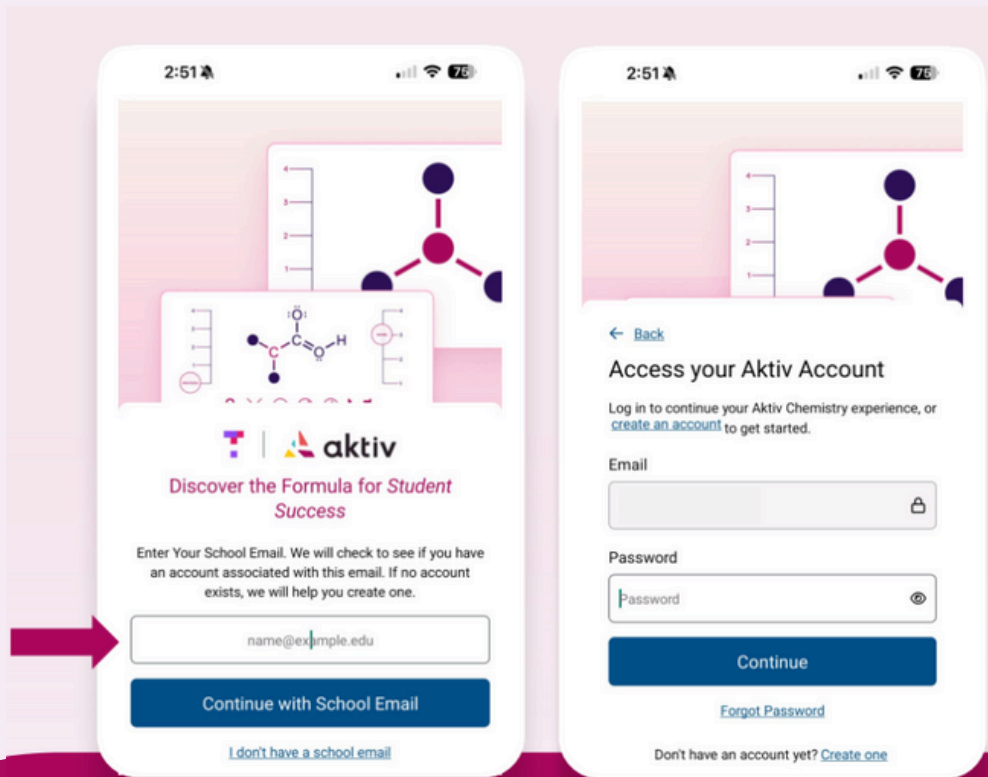
Step 8

Download **Aktiv Learning** from the App Store or Play Store on your iPhone, iPad, or Android device



Step 9

Login using your
Student Account
credentials



2:51

aktiv

Discover the Formula for Student Success

Enter Your School Email. We will check to see if you have an account associated with this email. If no account exists, we will help you create one.

name@example.edu

Continue with School Email

[I don't have a school email](#)

2:51

Back

Access your Aktiv Account

Log in to continue your Aktiv Chemistry experience, or [create an account](#) to get started.

Email

Password

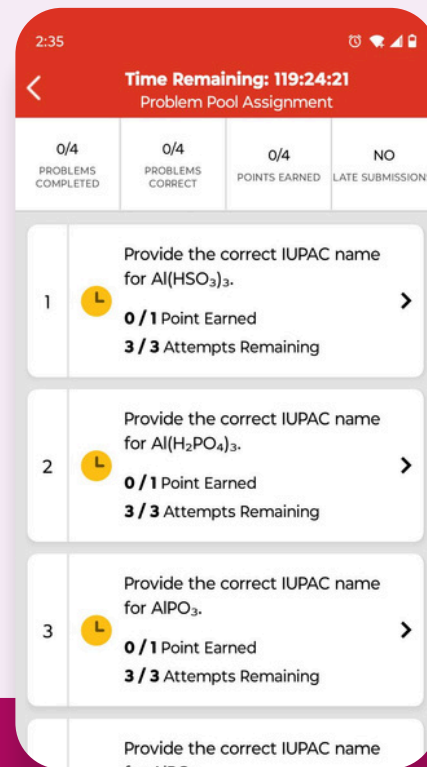
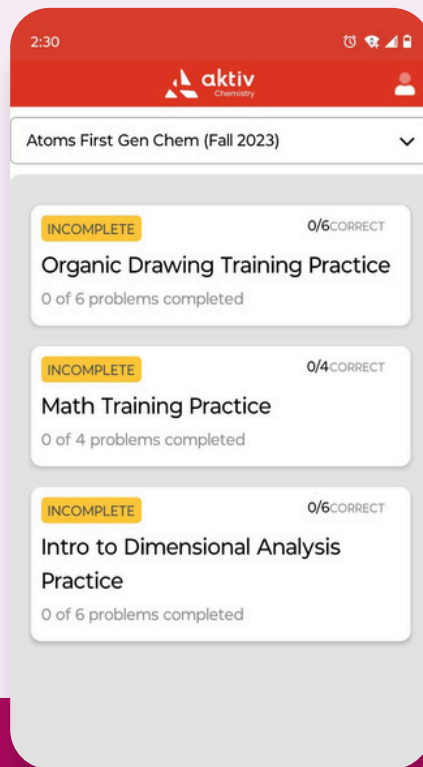
Continue

[Forgot Password](#)

Don't have an account yet? [Create one](#)

Step 10

Complete activities
published by
your instructor



Congratulations

You're now enrolled in your Aktiv Chemistry course!

***Do you have any questions or need help? Contact us at: aktiv.com/support**